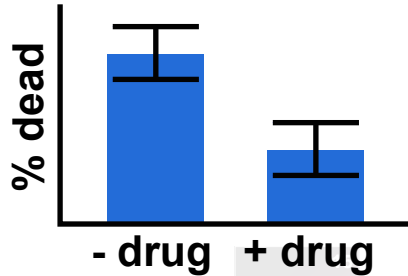


Statistical Significance Tests

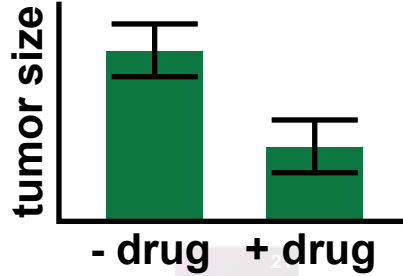
Fisher's Exact Test

x-axis: 2 categories (- or + drug)
y-axis: 2 categories (dead or alive)



Students T-Test

x-axis: 2 categories (- or + drug)
y-axis: continuous (tumor size)



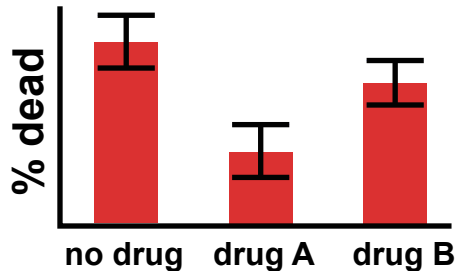
Regression Analysis

x-axis: continuous (drug dose)
y-axis: continuous (tumor size)



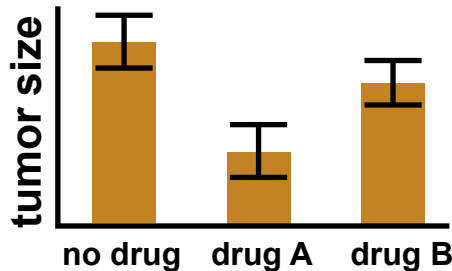
Chi-Square Test

x-axis: >2 categories (drug A, B, etc.)
y-axis: >2 categories (dead or alive)



ANOVA

x-axis: >2 categories (drug A, B, etc.)
y-axis: continuous (tumor size)



Multiple Regression

x/z-axis: >2 continuous (drug dose)
y-axis: continuous (tumor size)

